




After

Before

貼るだけ簡単
フローリング

～基本編～






やり方は
カンタン！

まずは裏の
剥離紙を
はがして…


6



私は
そういうの
ちょっと
苦手かな

大丈夫！


5



とっても
カンタン
なのね

以上！

8




床にはったら
手でおさえる！

きゅっ

きゅっ

7

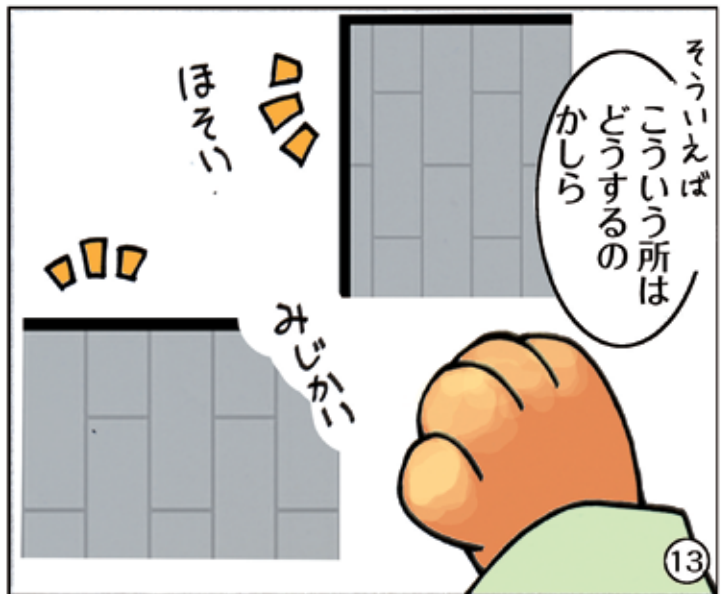





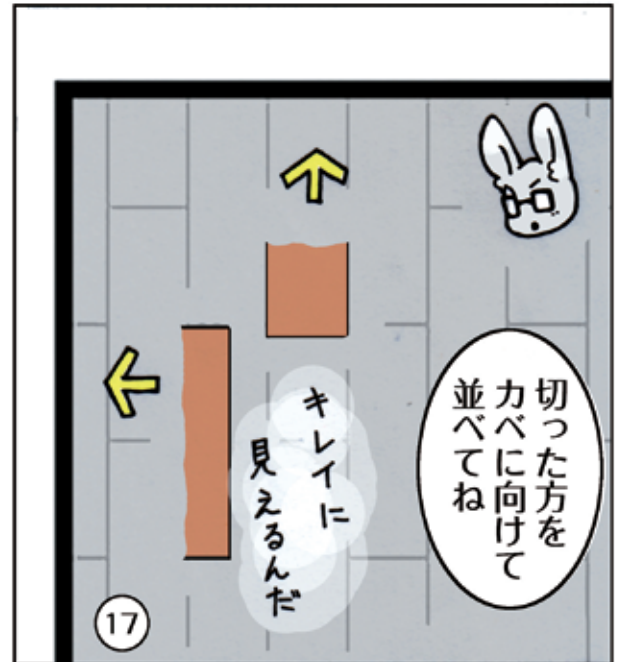
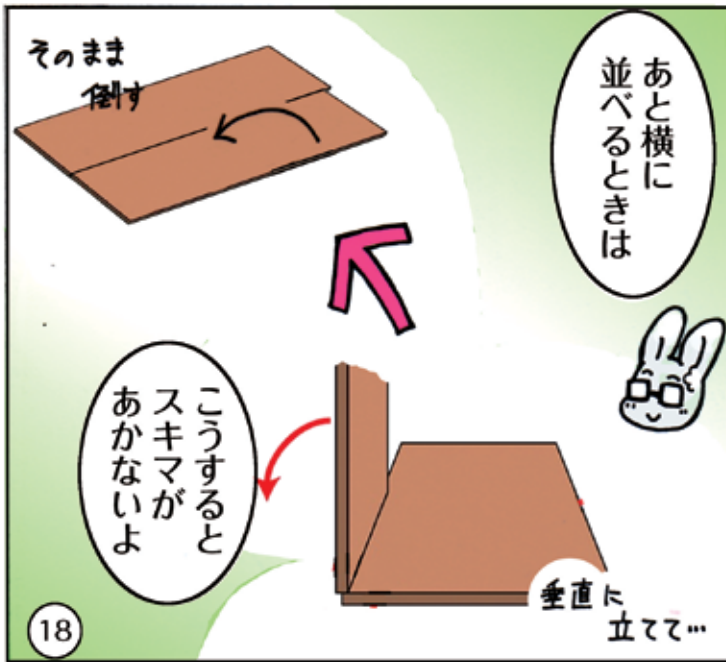
じゃあ
さっそく
やりましょ！




色々準備が
あるから

休みの日で
いいんじゃないかな…

9







貼るだけ簡単フローリング ~基本編~ END